

STOLL CompactLine



STOLL



Smart powerhouse.
The compact class.

It's the little things in life
that make the difference.



Home of Quality.

Added value. For small tractors.

Tight spaces, small areas and narrow streets. This is where Compact tractors are at their best. Because it's all about endurance and manoeuvrability while working at full capacity.

Are you part of the smart group of Compact users? Are you a competent representative of the local council, a dedicated service provider? Are you running a small farm or a dynamic horse farm with all the due diligence, or are you a valuable fruit or wine grower? Then you are well aware that: Perfection in these areas can only be achieved by combining Compact tractors with the right front loaders. Best of all, one of outstanding quality: The STOLL CompactLine!

We combine our technical competence with our customers' most important requirements: Easy to operate. The STOLL CompactLine offers a wide variety of models. From the smallest lifting arms for tractors between 15 and 25 hp, up to the larger siblings of FC 550 H and P for tractors of around 60 hp. Compact at full speed ahead.





Let's go the whole "log": the new FC 150, just like its big brothers, has its own Skid Steer change frame for the corresponding range of implements. We believe flexibility and versatility are very important.



1 Mounting and dismounting using a swivel system.

2 Double-acting lift cylinder for a high lifting capacity.

3 Best up and down tipping angles with visual display for the angle of the implement.

4 Mechanical parallel linkage with P-loaders.

5 Cross tube inserted through the boom provides stability.

6 3rd pilot circuit on demand.

7 Safe and reliable supporting devices that are easy to use – completely without tools.

8 Quick release frame with double-sided implement locking mechanism.

Quality comes from know-how.

Know-how means knowledge plus experience. We have been applying this know-how of over 50 years in developing front loaders into our products. You benefit from our accumulated knowledge.

Anyone who chooses a STOLL is in no doubt that: This is where all of our technological expertise comes into play.

High operational reliability, outstanding quality, excellent visibility thanks to well thought-out designs, combined with smart technology – that's what you get with the CompactLine.

- High loading capacity thanks to the double-acting lift cylinder.
- Maximum comfort for the driver with the visual display for the angle of the implement.
- Faster and easier installation and removal with the swivel system.
- Maximum stability: The cross tube is inserted through the boom and welded on both sides.
- The supporting devices are easy to use, no tools required.
- Double-sided implement locking mechanism on Skid Steer quick release frame.
- Can adapt to all jobs – thanks to the special range of implements for this series.
- Can also be equipped with practical accessories – such as the third pilot circuit, Comfort Drive or the anti-lowering guard.



ONE PARTNER
for life.



Compact and comfortable.

We promise to offer maximum comfort and intuitive handling. Also in the booming compact class.

Quality and service life promised features that are crucial to you.

Then one thing is for sure: whatever you do, you do it professionally. That is why we have integrated the functions and features you need in the STOLL CompactLine. Now you can focus on the job in hand without worrying. While we focus all our efforts on you.

STOLL swivel system



The loader and tractor are securely connected together with the special swivel system.



The front loader can be dismounted and stored on the ground just in a few simple steps. Using the control unit, the mounting column is pivoted out of the attachment component, the support devices are lowered and the hydraulics are disconnected.





3rd pilot circuit (here as a plug-in coupling)

Making light use of hydraulic implements such as a shovel excavator, top-loading grip, bucket with grapple, grip fork or logging tongs.



Anti-lowering guard

Prevents the front loader from suddenly lowering and complies with the requirements of EN 12525/A1.

Does not meet the legal requirements with regard to work baskets.

Comfort-Drive

Comfortable with extra class.

Smooth driving even on bumpy terrain –
thanks to the Comfort Drive damping system

- Whether on roads or fields: Wherever the ground is uneven, Comfort Drive smoothly absorbs the bumps.
- This accessory feature reduces the impact of the loader and implement – protecting the vehicle.
The driver's back is also very grateful.
- Good to know: Because the hydraulic accumulator used here is installed below the lifting arms, the external parts do not cause any obstructions. A free view for you.
- Conclusion: Comfort Drive is a high-level solution from STOLL.

How does Comfort Drive work?

A nitrogen storage unit is installed under the cross tube. This is filled both with oil and nitrogen. This cushions any vibrations that arise when the tractor is in motion, as the nitrogen spreads out and pushes back the oil. The advantage: Comfort Drive is particularly stable and effective for everyday use.






This makes attaching implements a quick job



1 Drive in and hook into the front loader.



2 Tilt the implement.



3 Implement locking mechanism for double-sided use.

Skid Steer quick release frame



Skid Steer quick release frame on all front loaders in the CompactLine series makes changing implements quick and easy.

quick &
smooth

Compact Loader, large selection – The implement program for the CompactLine

Perfect for all jobs – the CompactLine offers powerful freedom. Even when things get a little tight:

- Digging, gripping or loading – STOLL implements offer the right solution for every job. Around the house and yard, forestry, gardening and landscaping!
- The Skid Steer mount for a clear view of your work area. With every implement!
- Small but wow! The light and compact design of the implements fits in superbly with the CompactLine. Real powerhouses for little hero tractors.



Bucket – suitable for all loading work

Order no.	Width in m	Width in m	Depth in m	Volume level heap in m³	Volume heaped in m³	Weight in kg	
*3616990	1,22	0,45	0,46	0,15	0,17	70	
3634460	1,22	0,45	0,46	0,15	0,17	70	
3533440	1,22	0,57	0,60	0,18	0,21	100	
3495570	1,40	0,57	0,60	0,21	0,24	108	
3478580	1,57	0,57	0,60	0,27	0,31	118	
3478590	1,74	0,57	0,60	0,30	0,35	130	

* only for CompactLine FC 150 L

Levelling and grab bucket (4-in-1) – four functions in one: Digging, gripping, levelling, quick unloading

Order no.	Width in m	Volume heaped in m³	Weight in kg				
3490770	1,40	0,19	145				
3490780	1,57	0,22	160				
3rd control circuit required							

Bucket with grapple – the universal gripping implement: pulpy goods can also be transported thanks to the closed floor

Order no.	Width in m	Height in m	Depth in m	Opening width in mm	Weight in kg		
3535300	1,20	0,67	0,60	950	115		
3535310	1,45	0,67	0,60	950	130		
3rd control circuit required							



Fork with grapple – ideal to retrieve and load manure, compost, shrubs and silage

Order no.	Width in m	Height in m	Depth in m	Opening width in mm	Weight in kg		
3535320	1,20	0,69	0,61	950	120		
3535330	1,45	0,69	0,61	950	135		

3rd control circuit required



Grip fork – a must-have in forestry and landscape management: It grabs bulky tree prunings and brush with its sturdy tines

Order no.	Width in m	Opening width in mm	Weight in kg				
3508220	1,15	870	130				

3rd control circuit required



Manure fork – for loading manure and compost


Order no.	Width in m	Height in m	Depth in m	Weight in kg			
3509620	1,21	0,56	0,67	68			
3535290	1,45	0,56	0,67	79			



Bale spike – compact handling of bales in narrow yards or in stables


Order no.	Length of tines in mm	Weight in kg	Load capacity in kg				
3486330	800	60	1000				
Frame							
3486100	–	36	–				
Bale tines (details per piece)							
3486320	800	12	500				
Optional pallet tines (details per piece)							
3486290	800	12	500				





Pallet fork – the classic choice for loading pallets

Order no.	Load capacity in kg	Length of tines in mm	Weight in kg				
3486070	1.000	800	60				
Frame							
3486100	–	–	36				
Pallet tines (details per piece)							
3486290	500	800	12				
Optional bale tines (details per piece)							
3486320	500	800	12				



Top loading grip – the ideal complement to the pallet fork, to retrieve or load logs

Order no.	Opening width in mm	Weight in kg					
3520780	870	40					
For the CompactLine pallet fork (must be ordered separately) 3rd pilot circuit required							



Log fork – grabs and loads tree trunks individually

Order no.	Width in m	Opening width in mm (max.)	Weight in kg				
3556810	0,29	750	115				
Log fork without arm (can be combined with outrigger of backhoe)							
3611140							
Rotator optional							
3601520							
3rd control circuit required							



Backhoe – digs narrow, deep ditches – up to 1.16 m below ground

Order no.	Width in m	Working depth below ground (m)	Articulation angle	Weight in kg			
3557480	0,30	1,16	118 °	105			
Backhoe without outrigger (can be combined with outrigger of log fork)							
3611160							
Equip. Ditching shovel							
3599580	0,80						
3rd pilot circuit required							



Three-point hitch – for attaching the implements for the CompactLine on the tractor

Order no.	Payload in kg	Weight in kg					
3601100	500	38					



Adapter frame Euro-Skid – Attaching implements with the Euro-frame to a Skid Steer mounting

Order no.	Weight in kg						
3547310	23,5						



Implement adapter for John Deere Compact front loader – Genuine STOLL quality on John Deere compact loaders

Order no.	Weight in kg						
3571680	30						

Obsessed with technology?

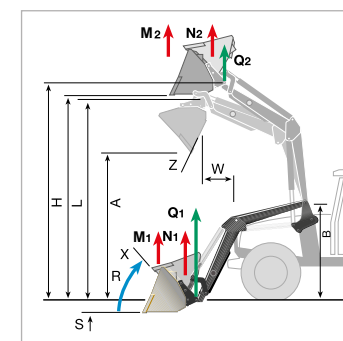
Here's an overview of all the data!



FC-P lifting arms with mechanical parallel linkage

FC CompactLine			FC 150			FC 250		FC 350		FC 450		FC 550	
Type			L	P	H	P	H	P	H	P	H	P	H
Suitable for tractors with kW/hp		kW hp	11-18 15-25			15-26 20-35		18-37 25-50		26-40 35-55		29-44 40-60	
Weight of the tractor		kg	700-1000			800-1300		1,100-1,600		1,500-2,000		1,800-2,300	
Lifting capacity in the pivot point of the implement	below above	Q1 Q2	435 350			640 * 540		950 * 790		970 * 920		1,170 * 1,120	
Lifting force (blade) 300 mm before the pivot point	below above	N1 N2	335 265	390 310	335 265	570 480	510 420	850 710	760 630	870 820	800 740	1,050 1,010	980 910
Lifting force (pallet) 700 mm before the pivot point	below above	M1 M2	260 200	365 295	260 200	540 450	410 330	800 670	610 490	820 780	650 590	990 950	810 730
Breakout force 750 mm before the pivot point		R	370	560	590	850	600	960	960	1,010	920	1,430	
Max. lifting height in the implement's pivot point		H	2000			2,290		2,435		2,590		2,800	
Overhead loading height		L	1875	1845	1845	2,130		2,275	2,260	2,425		2,630	
Dump height		A	1,640	1,340	1,400	1,510	1,580	1,655	1,670	1,805	1,840	2,020	
Dump width		W	500	220	440	250	550	250	350	300	550	500	
Digging depth		S	50	75	75	85		105		110		120	
Pivot point of lifting arms		B	998			1,196		1,196		1,216		1,276	
Tilt angle	below	X	° degree	25	48	37	40	39	38		41		41
Dump angle	above	Z	° degree	29	71	50	80	53	74	65	74	50	70
Pump output rate		l/min.	15			20		25		30		40	
Stroke time		sec.	2.5			2.7		3.4		3.3		3.2	
Tilting time, implement	below		sec.	1.1	1.4	1.2	1.5	1.1	1.1		1.3		1.1
Dumping time, implement	above		sec.	1.7	2.0	1.8	2.1	1.7	1.6		2.0		1.8
Weight, lifting arms without implement		kg	105	165	145	205	185	230	210	270	250	290	270

The values given are averages. Depending on the type of tractor, these values may deviate up or down. The hydraulic pressure is at 140 bar for the FC 150, and at 170 bar for all other front loaders * Work with the front loader may only be carried out if there is a suitable rear weight in place due to the risk of the tractor tipping.

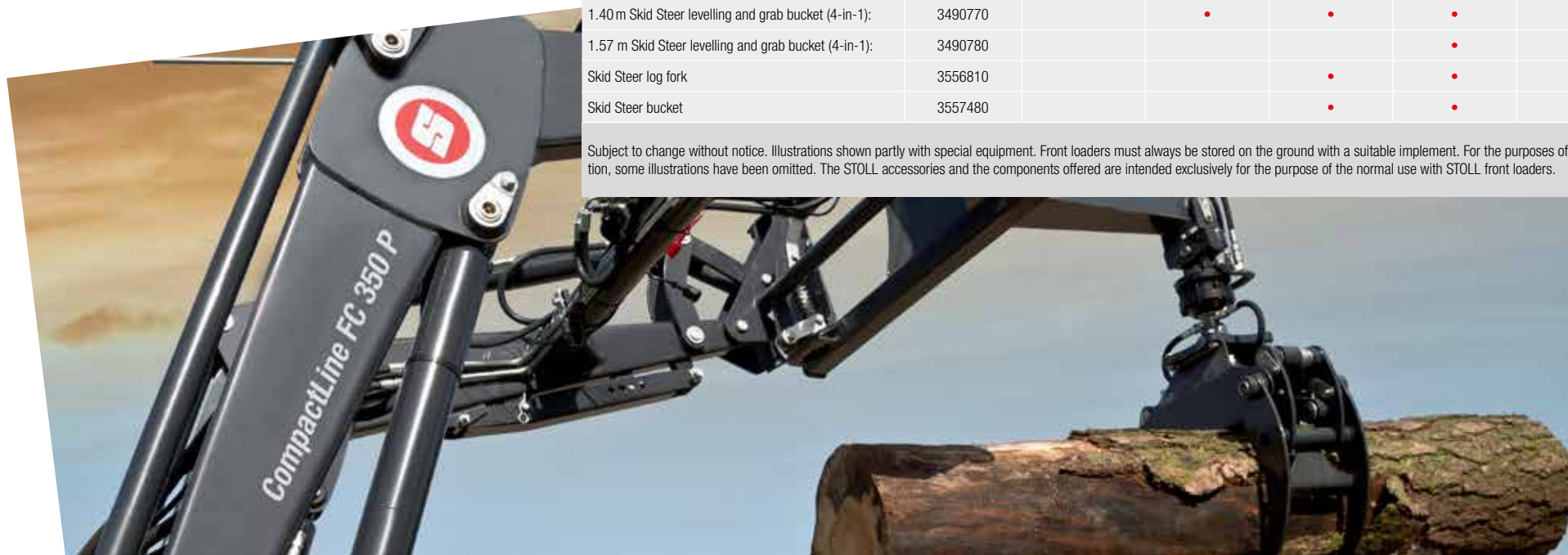




FC-H lifting arms without parallel linkage

Range of implements	Order no.					
		FC 150 H/P	FC 250 H/P	FC 350 H/P	FC 450 H/P	FC 550 H/P
1.22 m Skid Steer blade	3533440		•	•		
1.22 m Skid Steer blade	3634460	•	•			
1.40 m Skid Steer blade	3495570			•	•	
1.57 m Skid Steer blade	3478580			•	•	•
1.74 m Skid Steer blade	3478590				•	•
1.20 m Skid Steer bucket with grapple	3535300	•	•	•	•	
1.45 m Skid Steer bucket with grapple	3535310			•	•	•
1.20 m Skid Steer fork with grapple	3535320	•	•	•	•	
1.45 m Skid Steer fork with grapple	3535330			•	•	•
Skid Steer grip fork	3508220	•	•	•	•	•
Skid Steer bale spike	3486330	•	•	•	•	•
Skid Steer pallet fork cpl.	3486070	•	•	•	•	•
Frames for pallets / bales loose	3486100	•	•	•	•	•
Tines for pallet frames loose	3486290	•	•	•	•	•
Tines for bale skewers loose	3486320	•	•	•	•	•
Top loading grip	3520780	•	•	•	•	•
1.21 m Skid Steer manure fork	3509620	•	•	•	•	•
1.45 m Skid Steer manure fork	3535290		•	•	•	•
1.40 m Skid Steer levelling and grab bucket (4-in-1):	3490770		•	•	•	•
1.57 m Skid Steer levelling and grab bucket (4-in-1):	3490780				•	•
Skid Steer log fork	3556810			•	•	•
Skid Steer bucket	3557480			•	•	•

Subject to change without notice. Illustrations shown partly with special equipment. Front loaders must always be stored on the ground with a suitable implement. For the purposes of presentation, some illustrations have been omitted. The STOLL accessories and the components offered are intended exclusively for the purpose of the normal use with STOLL front loaders.





Wilhelm STOLL Maschinenfabrik GmbH
Bahnhofstr. 21 | 38268 Lengede
Phone: +49 (0) 53 44 / 20-222
Fax: +49 (0) 53 44 / 20-49182

www.stoll-germany.com